

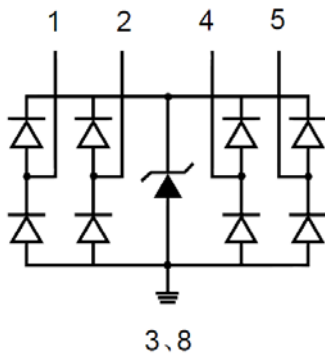


0524P

5 Volts ESD Protection Device

RoHS
COMPLIAN

DFN2510 Pin Configuration



Pin	Identification
1,2,4,5	Input lines
6,7,9,10	Output Lines (No Internal Connection)
3,8	Ground

Features

- Protects four(4) I/O lines
- Low clamping voltage
- 150W peak pulse power (tp=8/20us)
- Halogen free available upon request by adding suffix "-HF"
- Lead Free Finish/RoHS Compliant ("P" Suffix designates RoHS Compliant. See ordering information)
- Epoxy meets UL 94 V-0 flammability rating
- Small package saves board space

Absolute Maximum Ratings (T_c=25 °C, unless otherwise noted)

Operating Junction & Storage Temperature: -55 °C to +150 °C

Parameter	Symbol	Limits	unit
IEC61000-4-2(ESD) Air Contact	V _{ESD}	±15 ±8	KV
Peak Pulse Current : @ 8/20us	I _{pp}	5	A
Peak Pulse Power: @ 8/20us	P _{pp}	150	W

Electrical Characteristics per line (T_J=25 °C, unless otherwise noted)

Parameter	Symbol	Conditions	Min.	Typ.	Max.	Units
Reverse Stand-off Voltage	V _{RWM}	Any I/O Pin to GND			5	V
Reverse Breakdown Voltage	V _{BR}	I _z = 1mA Any I/O Pin to GND	6.1		8.5	V
Reverse Leakage Current	I _R	V _{RWM} = 5V Any I/O Pin to GND			0.9	uA
Forward Voltage	V _F	I _F =15mA GND to any I/O Pin			1.15	V
Junction Capacitance	C _{I/O-GND} C _{I/O-I/O}	V _R =0V f = 1MHz			0.8 0.4	pF
Clamping Voltage	V _C	I _{pp} =1A tp=8/20 us		9.5	11	V
Clamping Voltage	V _C	I _{pp} =5A tp=8/20 us		15	18	V



Typical Characteristics

FIGURE1

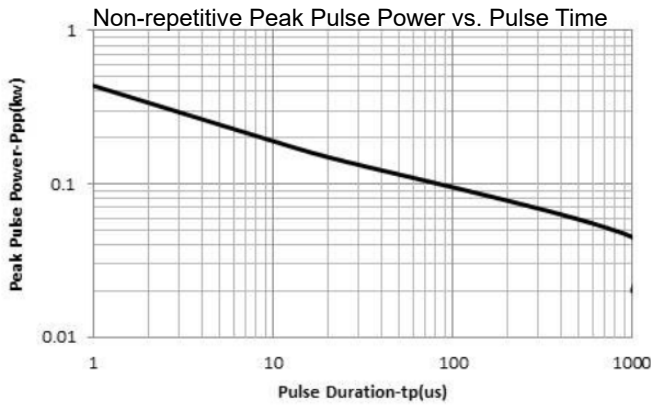


FIGURE2

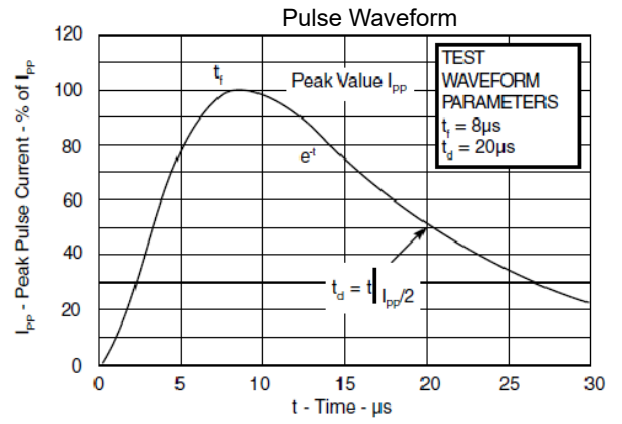


FIGURE3

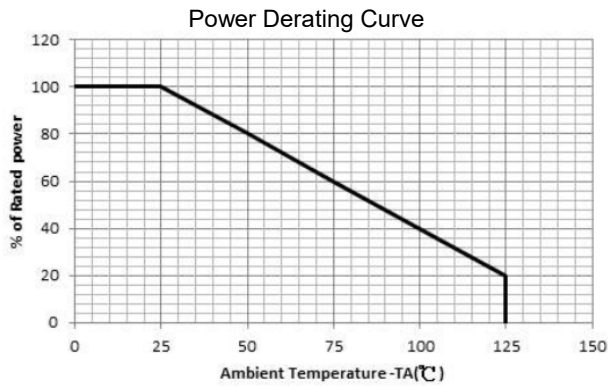


FIGURE4

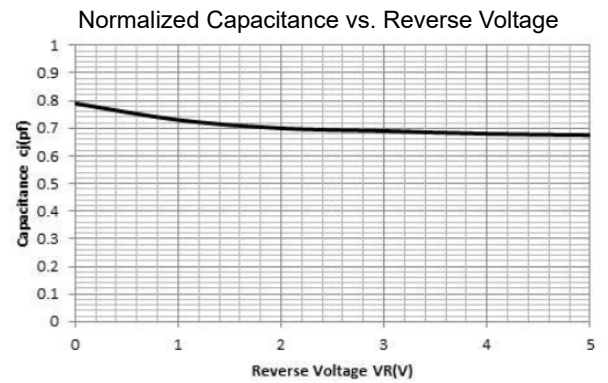


FIGURE5

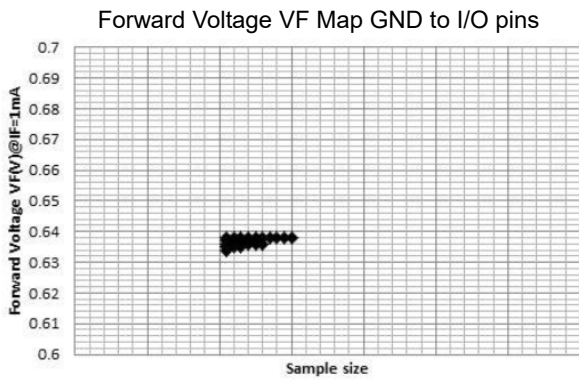
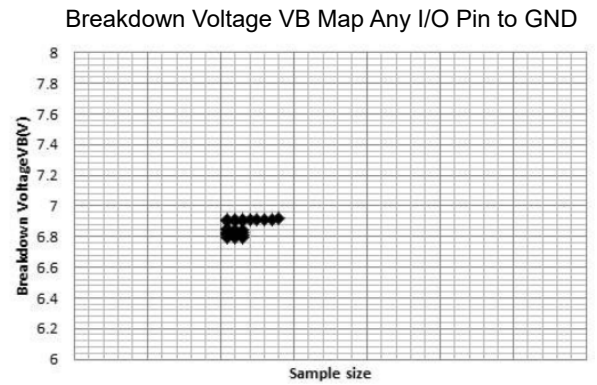


FIGURE6





0524P

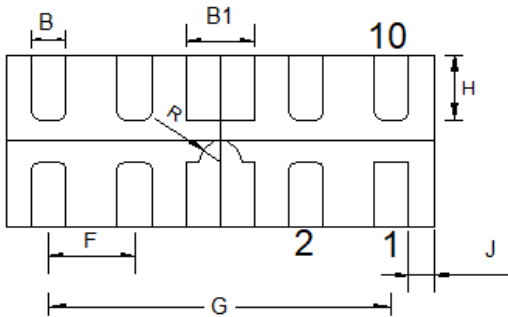
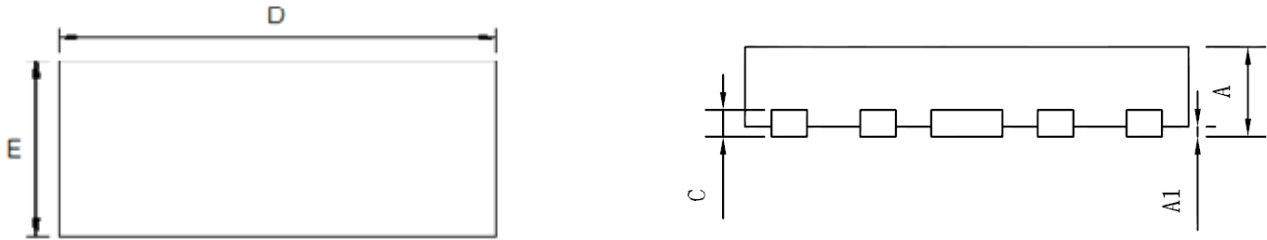
5 Volts ESD Protection Device

RoHS
COMPLIAN

Ordering Information (Example)

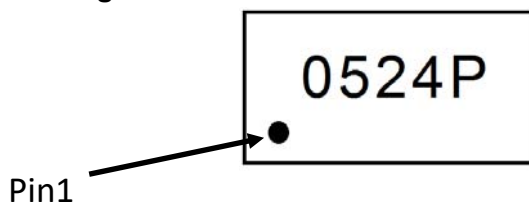
PREFERED P/N	UNIT WEIGHT(mg)	MINIIMUM PACKAGE(pcs)	INNER BOX QUANTITY(pcs)	OUTER CARTON QUANTITY(pcs)	DELIVERY MODE
0524P	Approximate 3.48	3K	30K	120K	Tape & Reel

Outline Dimensions



SYMBOL	MILLIMETER		
	MIN	NOM	MAX
A	0.40	0.45	0.50
A1	--	0.02	0.05
B	0.15	0.20	0.25
B1	0.35	0.40	0.45
C	0.10	0.15	0.20
D	2.45	2.50	2.55
E	0.95	1.00	1.05
F	0.50 BSC		
G	2.00 BSC		
H	0.30	0.38	0.46
R	0.125 BSC		
J	0.10	0.15	0.20

Marking





0524P

5 Volts ESD Protection Device

RoHS
COMPLIAN

Disclaimer

The information presented in this document is for reference only. Yangzhou Yangjie Electronic Technology Co., Ltd. reserves the right to make changes without notice for the specification of the products displayed herein to improve reliability, function or design or otherwise.

The product listed herein is designed to be used with ordinary electronic equipment or devices, and not designed to be used with equipment or devices which require high level of reliability and the malfunction of which would directly endanger human life (such as medical instruments, transportation equipment, aerospace machinery, nuclear-reactor controllers, fuel controllers and other safety devices), Yangjie or anyone on its behalf, assumes no responsibility or liability for any damages resulting from such improper use of sale.

This publication supersedes & replaces all information previously supplied. For additional information, please visit our website <http://www.21yangjie.com> , or consult your nearest Yangjie's sales office for further assistance.